




Technische Daten *Specifications*

Kollektionen <i>Collections</i>	BARNWALL FSC®	DRIFTWOOD	TEAK CLASSIC & CUBE	TEAK ELEGANCE	SLIMWOOD
Format <i>Format</i> (mm)	1200 x 90/120/150	560 x 200	*610 x 150 552 x 184	500 x 200	560 x 200
Stärke <i>Thickness</i> (mm)	10	10-20	10-20	10-20	8-18
Holzart <i>Wood type</i>	Shorea (Meranti)	Gummibaum <i>Rubber tree</i>	Teak	Teak	Gummibaum <i>Rubber tree</i>
Verbindung <i>Connection</i>	E	A / B / C	A / E	F	A
1 Karton <i>Carton</i>	6 Stk <i>pcs</i> / 0,864 m ²	9 Stk <i>pcs</i> / 1,01 m ²	*11 Stk <i>pcs</i> / 1,01 m ² 10 Stk <i>pcs</i> / 1,02 m ²	10 Stk <i>pcs</i> / 1 m ²	9 Stk <i>pcs</i> / 1,01 m ²


Kollektionen <i>Collections</i>	BEACHWOOD	DIAMONDWOOD	AXEWOOD FSC®	TEAK FSC®
Format <i>Format</i> (mm)	610 x 150	610 x 150 **552 x 184	500 x 200	500 x 200
Stärke <i>Thickness</i> (mm)	10-20	10-20	8-18	10-20
Holzart <i>Wood type</i>	Nussbaum <i>Walnut</i> Hevea	Teak 100% Wurzel <i>root</i>	Bangkirai	Teak
Verbindung <i>Connection</i>	A	A / D / E	A	A
1 Karton <i>Carton</i>	11 Stk <i>pcs</i> / 1,01 m ²	11 Stk <i>pcs</i> / 1 m ² **10 Stk <i>pcs</i> / 1,02 m ²	5 Stk <i>pcs</i> / 0,5 m ²	10 Stk <i>pcs</i> / 1 m ²

* Teak Classic ** Diamondwood Cube


Verbindungen | *Connections*




A: Interlock profile




C: Z-profile 2682056




E: Rechteckig | Rectangular



B: Z-profile 42056



D: Z-Lock profile



F: 3 step Z-profile

